



### Portal

- <https://danepubliczne.gov.pl/>
- Several local data portals



### Ranking

- Open Data Barometer Rank: #46
- Open Data Index Rank: #28


### Transposition PSI Directive

✓ Yes

Revised PSI Directive


### Open Data Policy

- ✓ Open Data policy part of Efficient State Strategy
- ✓ National 5 year strategy
- ✓ Seven priority domains identified
- ✓ Pre-defined approach to ensure data sets are up-to-date
- ✓ Between 4-8 events held annually
- X <17% of data uploaded automatically




### Licensing Norms

- ✓ 100% free of charge
- ✓ 100% open licensed
- ✓ Policy focuses on releasing data without any conditions or under minimum conditions

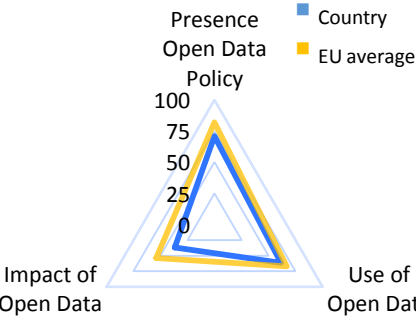


### National coordination

- ✓ National guidelines on publication
- ✓ Some regional data initiatives
- ✓ Some regional portals integrated
- X Not all regional initiatives coordinated at national level



### Score Poland



Presence Open Data Policy


Impact of Open Data

Use of Open Data

Country (blue line), EU average (yellow line)

### Usability of portal


- ✓ API accessible
- ✓ Possibility to give feedback
- ✓ Search data sets
- ✓ Download data sets
- ✓ 70-89% of the data sets are machine readable
- X Only public sector bodies can contribute to portal



### Use & Reusability of Open Data

- 44,120 (0.12% of inhabitants in Poland) unique visitors on average per month
- 12,5% of the visitors are foreign
- 98.8% of traffic generated by humans
- Typical profile of visitors is unknown
- Most data sets are available in XLS format
- Data published by other administrations is re-used

**709** datasets available




### Top data set & domains

- Most downloaded data set: Education
- Priority domains: Meteo, geospatial, transportation, statistics, finance and budget, business and culture

Top 5 most consulted domains:

1. Statistics
2. Companies
3. Gov. Accountability & democracy
4. Education
5. Science and research





## Impact

### Political:

- Activities launched since 2015 to monitor impact
- Unknown impact efficiency
- Medium impact transparency



### Social:

- Medium impact environmental sustainability
- Medium impact inclusion of marginalised groups



### Economic:

- No studies market value
- No studies better service delivery
- No other studies
- Marginal (Zero) Cost Model



## Barriers

### Further publication

For further publication political, legal, technical and financial barriers exist.

- Political barrier:** lack of political commitment within all governmental and local institutions.
- Legal barrier:** uncertainty in some areas regarding releasing specific data due to confidentiality, privacy and personal data.
- Technical barriers:** Insufficient data available through an API and open re-useable formats.
- Financial barrier:** Some datasets are not available free of charge.

### Further use

For further use legal, technical and financial barriers are present.

- Legal barrier:** Legal uncertainty in some areas regarding releasing specific data due to confidentiality, privacy and personal data.
- Technical barrier:** Many datasets are not available in open format and through an API.
- Financial barrier:** Some datasets are not available free of charge and can therefore not be published as Open Data on the national portal.



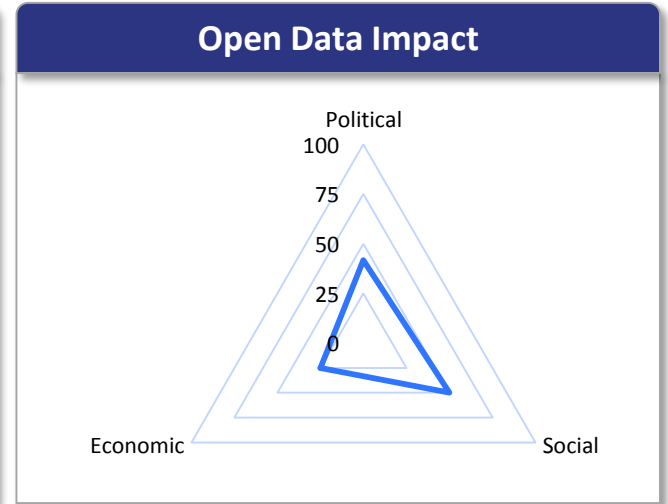
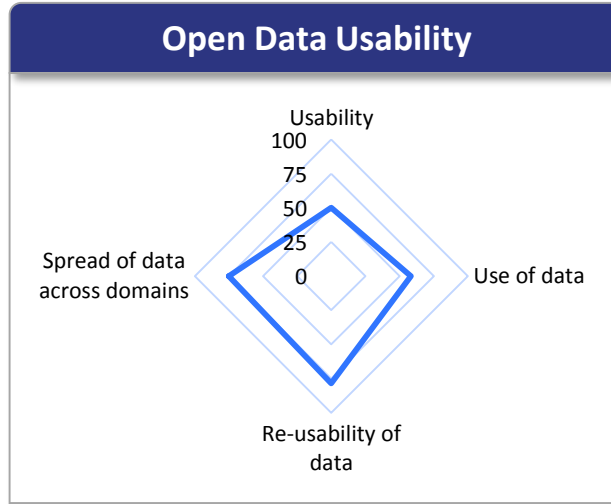
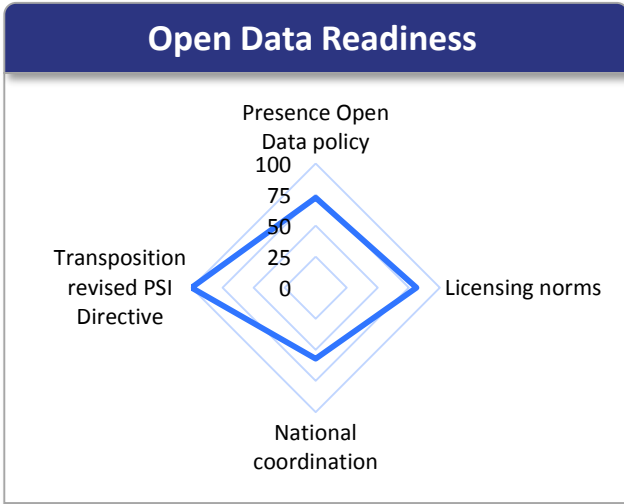
## Best practices

- Open Gdansk:** Data collected by the city of Gdansk is collected for citizens and used by new technologies to support transparency of governance.
- Moje Państwo (My country):** MojePanstwo.pl is a set of applications to track and influence state administration activity. The portal provides quick and free access to all acts of law and court rulings. With it, you can also monitor finances in each of the municipalities and check connections between organisations.

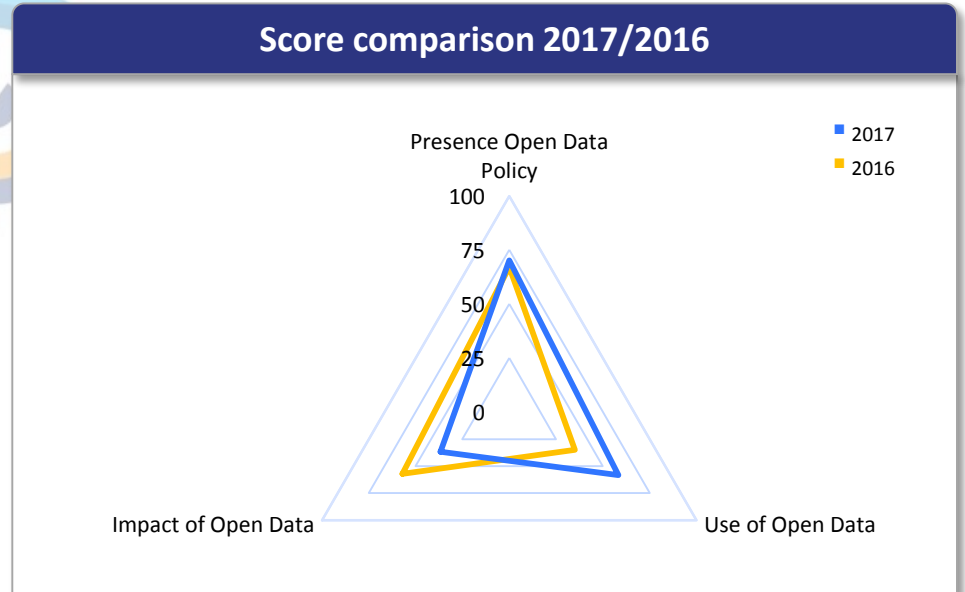


## Progress on barriers

- Barriers that prevent further publication and further use are addressed on all levels through more cooperation, new legislation being proposed and making data available through an API free of charge.



- ### Major changes 2017
- The Presence of an Open Data policy has slightly increased, mainly thanks to an improved national coordination.
  - The Use of Open Data has increased most significantly, thanks to 4 times as many unique visitors are visiting the portal than in 2016 and because data is re-used that was published by its own government.
  - The Impact of Open Data has decreased, because no studies have been conducted to assess the economic impact of Open Data and because the political impact has decreased. The social impact has doubled in comparison to 2016.





## Print screen portal

We use cookies to support registered users

**DanePubliczne** data sets Apps provider Knowledge base About PL EN

### Public data

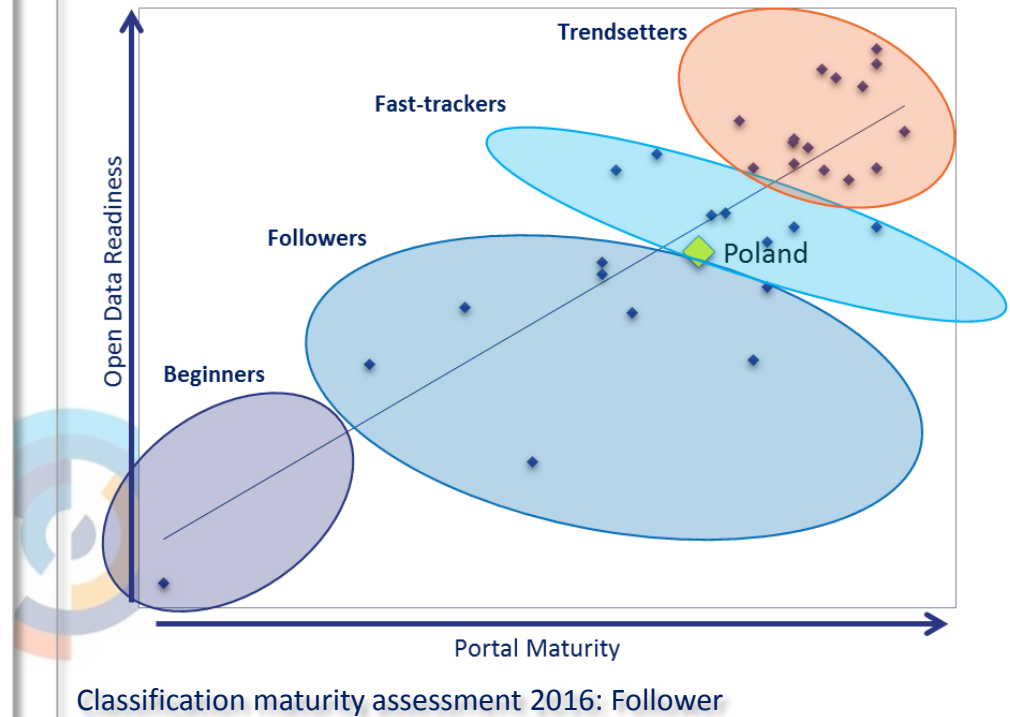
The data of particular importance for the development of innovation in the country and the development of information society in one place

np. Baza teledresowa

Choose the department you are interested in information resources

Public administration	Business and Economy	Budget and Public Finance	Science and Education
Work and Social	Agriculture	Society	Sport and Tourism
Environment			

## Maturity 2017



## Next steps

- Implementation of Open Data – access, standards, education project, until mid-2020. The project aims to develop solutions and tools to improve the availability, quality and re-use of public data in Poland



## Upcoming events

- Open Data Hackathon – Nov 2017