



### Portal

- <https://data.public.lu/fr/> was launched in 2016

### Ranking

- Open Data Barometer Rank: N/A
- Open Data Index Rank: N/A

### Transposition PSI Directive

✓ Yes

Revised PSI Directive

### Open Data Policy

- ✓ Open Data policy part of Digital Luxembourg initiative
- ✓ Pre-defined approach to ensure data sets are up-to-date
- ✓ 14 priority domains identified
- ✓ 2-3 events held annually
- X National 5 year strategy

52%

### Licensing Norms

- ✓ Free of charge
- ✓ Open licensed
- ✓ Policy encourages to use standard licence CC0

100%

### National coordination

- ✓ National guidelines on publication
- N/A, regional data initiatives
- N/A, regional portals integrated

15%

### Score Luxembourg

### Usability of portal

- ✓ API accessible
- ✓ Possibility to give feedback
- ✓ Contribute to portal
- ✓ Search data sets
- ✓ Download data sets

### Use & Reusability of Open Data

- 1,000 (0.17% of inhabitants) unique visitors on average per month
- 30% of visitors are foreign
- Proportion of human traffic is 87%
- Typical profile of visitors is unknown
- Most data sets are available in xlsx format
- Unknown percentage of data sets machine readable

93 data sets available

### Top data set & domains

- Most downloaded data set: Public transport schedule and infrastructure

Top 5 most consulted domains:

1. Transport
2. Geospatial
3. Statistics
4. Earth observation
5. Gov. accountability and democracy



## Impact

### Political:

- No activities launched since 2015 to monitor impact
- Too early to tell



### Social:

- Too early to tell



### Economic:

- Too early to tell
- Marginal (Zero) Cost Model



## Barriers

### Further publication

No barriers for further publication mentioned.

### Further use

No barriers for further use mentioned.



## Best practices

- No best practices provided by Luxembourg.

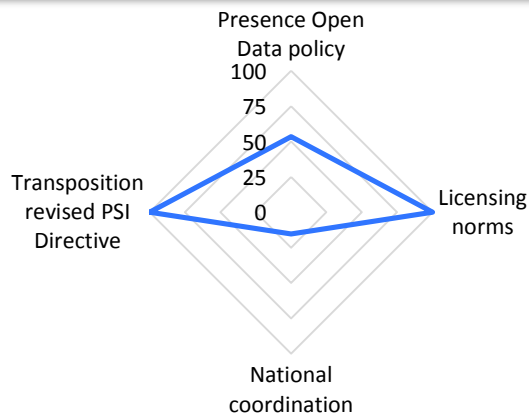


## Progress on barriers

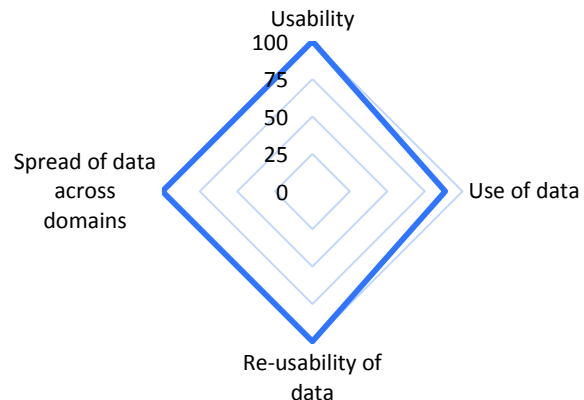
- No applicable as there are no barriers mentioned by Luxembourg.



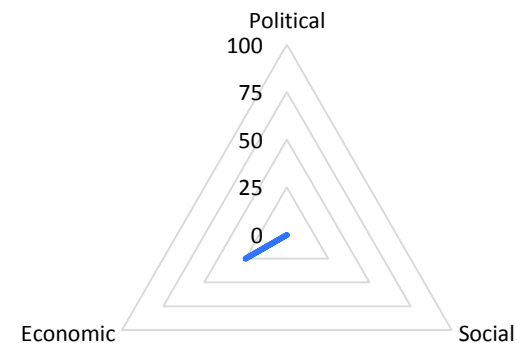
## Open Data Readiness



## Open Data Usability



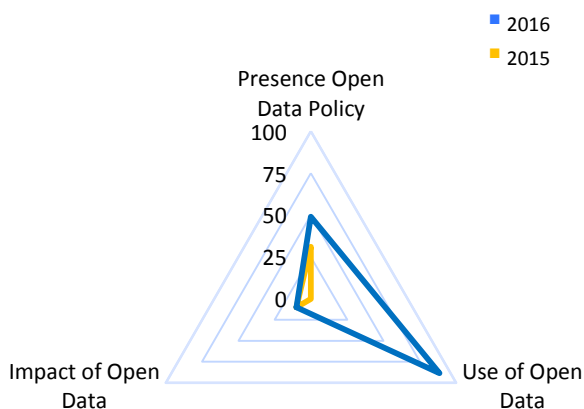
## Open Data Impact



## Major changes 2016

- The biggest change for Luxembourg is that this year the national portal was launched. This explains the large increase on the indicator Use of Open Data. The new portal already has many features incorporated in the portal.
- Due to the recent release of the national portal, it is too early to score the indicator Impact of Open Data yet.
- The indicator Presence Open Data Policy has increased because all data on the portal is free of charge and open licensed now.
- A 5-year strategy is being developed by a working group.

## Score comparison 2016/2015



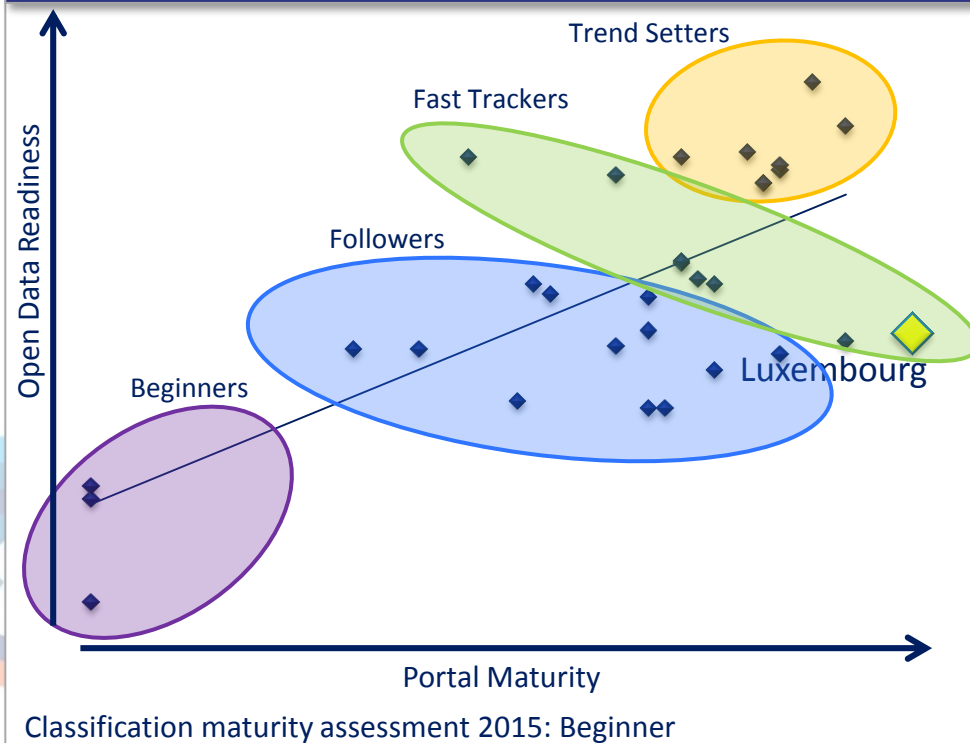
## Open Data Barometer

- Luxembourg was not included.



## Print screen portal

## Maturity 2016



## Next steps

- Stimulate public administrations to publish data
- Talk to data holders and data stakeholders to publish more data
- Working group will publish a full-fledged data strategy



## Upcoming events

- Game of Code (hackathon), 10-11 March 2017 in Luxembourg