




Portal

- <http://opendata.gov.lt>
- Vilnius has his own Open Data initiative



Ranking

- Open Data Barometer Rank: N/A
- Open Data Index Rank: N/A


Transposition PSI Directive

✗ Expected before end of 2016

Revised PSI Directive

Open Data Policy

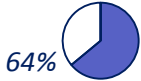
- ✓ Priority domains identified
- ✓ Up to 4 events held annually
- ✓ Open Data policy in place
- ✗ No national 5 year strategy
- ✗ No pre-defined approach to ensure data sets are up-to-date



42%

Licensing Norms


- ✓ Free of charge
- ✓ National policy recommending for a standard licence yet more specific requirements to be adopted
- ✗ Not open licensed



64%

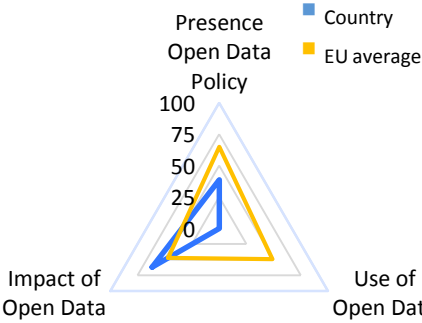
National coordination

- ✓ National guidelines on publication
- ✓ Very few regional data initiatives
- ✓ Few regional portals integrated



23%


Score Lithuania



Country (blue line), EU average (yellow line)

Usability of portal


- ✓ Possibility to give feedback
- ✓ Search data sets
- ✗ API accessible
- ✗ Contribute to portal
- ✗ Download data sets



Use & Reusability of Open Data

- Unknown average number of visitors per month
- Unknown percentage of visitors are foreign
- Unknown percentage of traffic generated by humans
- Typical profile of visitors is unknown
- Unknown most available file format
- 23% of the data sets are machine readable

466 data sets available




13%

Top data set & domains

- Most downloaded data set: Unknown
- Priority domains: companies, earth observation, geospatial, statistics and transport and infrastructure

Top 5 most consulted domains:

1. Companies
2. Geospatial
3. Finance and contracts
4. Statistics
5. Transport and infrastructure

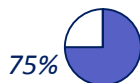




Impact

Political:

- No activities launched since 2015 to monitor impact
- High impact efficiency
- High impact transparency



Social:

- Medium impact environmental sustainability
- Low impact inclusion of marginalized groups



Economic:

- No studies market value
- One study better service delivery [1]
- One other study [1]
- Marginal (Zero) Cost Model



Barriers

Further publication

For further publication technical and financial barriers exist.

- Technical barrier:** There is no national Open Data portal that includes easy to use functionalities.
- Financial barrier:** The majority of the public administrations emphasise the financial burden to open their data.

Further use

For further use three barriers are present.

- Little awareness:** Public administrations and citizens know very little about Open Data, its benefits and opportunities.
- Low availability:** Public administrations are not willing to open their data.
- Financial barrier:** The majority of the public administrations emphasise the financial burden to open their data.



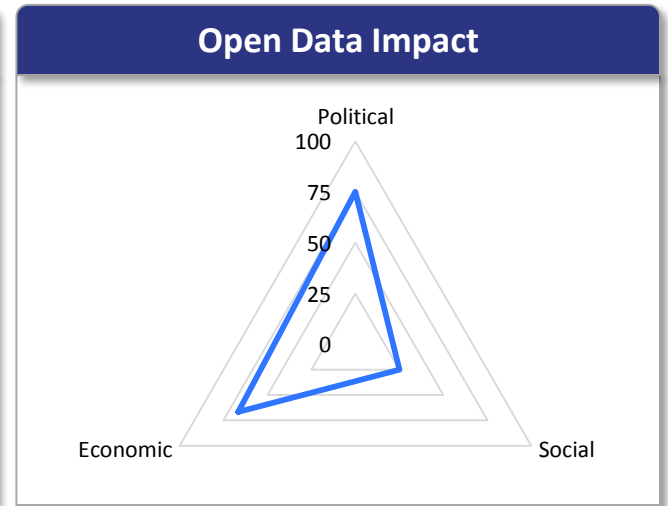
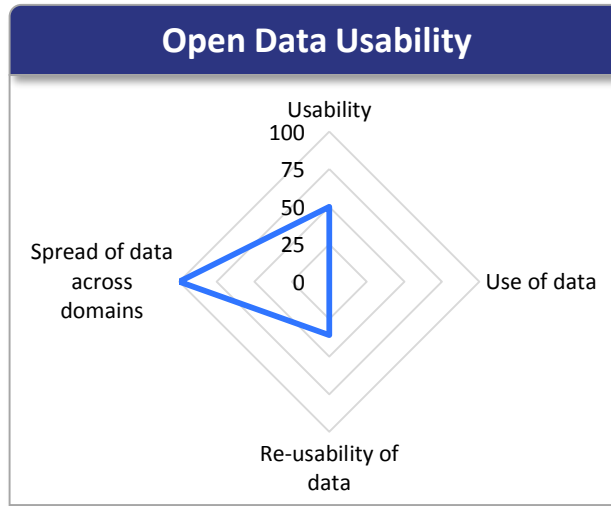
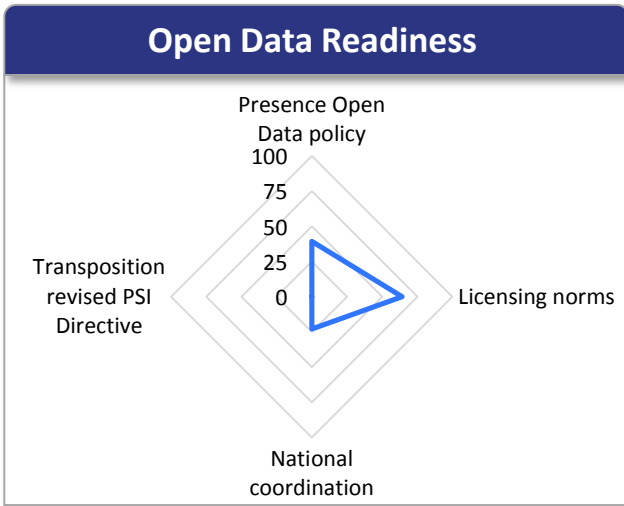
Best practices

- Statistics Lithuania:** Provide national statistics, Census. Possible to download data in open formats as CSV and XML.
- Central bank of the Republic of the Lithuania:** Finance statistics are used by the central bank.

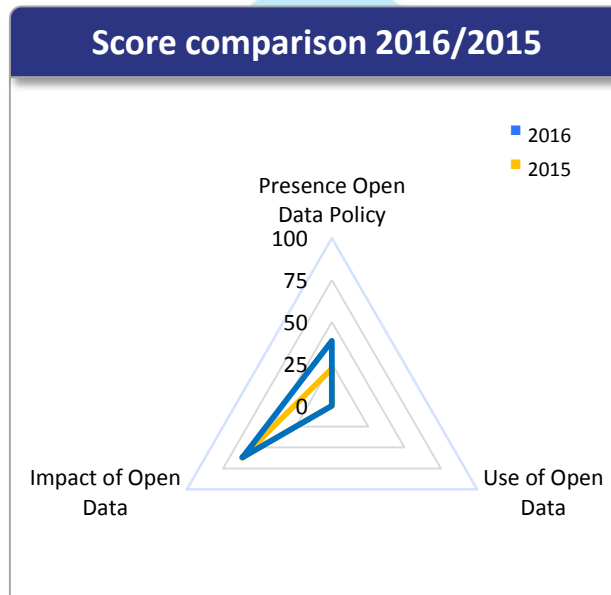


Progress on barriers

- Both barriers existing for further publication, are addressed. To overcome the technical a project proposal on building Open data portal is prepared to apply for EU funding. The financial barrier is overcome by organising meetings and negotiations with government and public administrations.
- The financial barrier that exists for further use is also addressed by the organisation of meetings and negotiations.



- ### Major changes 2016
- The indicator Presence Open Data policy has increased because data is now free of charge and there now is a national policy recommending for a standard licence yet more specific requirements are to be adopted. Finally, national coordination has increased as there are now national guidelines on publication and few regional portals have been integrated.
 - The indicator Impact of Open Data shows a little increase, due to the funding model which is known now.
 - The score for Use of Open Data stayed the same compared to last year.



- ### Open Data Barometer
- Lithuania was not included.

