



Italy – Overview



Portal

- <http://www.dati.gov.it/> launched in 2011
- About 90% of Italian regions have their own portal



Ranking

- Open Data Barometer Rank: #21
- Open Data Index Rank: #17


Transposition PSI Directive

✓ Yes

Revised PSI Directive

Open Data Policy


- ✓ Part of the Strategy for digital growth 2014-2020
- ✓ More than 8 events held annually
- ✓ Priority domains identified
- ✗ No national 5 year strategy
- ✗ No pre-defined approach to ensure data sets are up-to-date



52%

Licensing Norms


- ✓ Free of charge
- ✓ Open licensed
- ✓ Policy encourages to use international recognised licences



100%

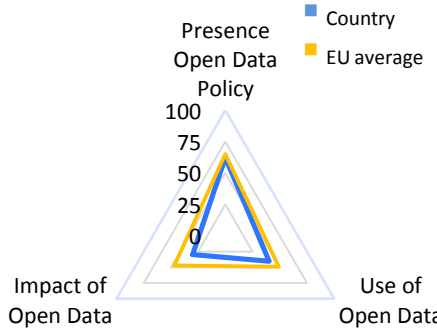
National coordination

- ✓ National guidelines on publication
- ✓ Some regional data initiatives
- ✓ Many regional portals integrated



69%


Score Italy



Country (blue line), EU average (yellow line)

Usability of portal


- ✓ API accessible
- ✓ Possibility to give feedback
- ✓ Search data sets
- ✓ Download data sets
- ✗ Contribute to portal



Use & Reusability of Open Data

- Unknown average number of visitors per month
- Unknown percentage of visitors are foreign
- Unknown percentage of traffic generated by humans
- Typical profile of visitors is a bit of everything
- Most data sets are available in CSV format
- 75% of the data sets are machine readable


10347 data sets available



46%

Top data set & domains

- Most downloaded data set: Unknown.



Top 5 most consulted domains: Unknown



Impact

<p>Political:</p> <ul style="list-style-type: none"> Activities launched since 2015 to monitor impact Unknown impact efficiency Medium impact transparency 	<p>42%</p>	<p>Social:</p> <ul style="list-style-type: none"> Low impact environmental sustainability Low impact inclusion of marginalized groups 	<p>0%</p>	<p>Economic:</p> <ul style="list-style-type: none"> One study market value [1] No studies better service delivery No other studies Unknown funding model 	<p>33%</p>
--	------------	--	-----------	---	------------

Barriers

<p>Further publication</p> <p>For further publication three barriers exist.</p> <ul style="list-style-type: none"> <i>Political barrier:</i> Greater engagement of politicians in promoting the Open Data paradigm at all levels of central, regional and municipal level is needed <i>Legal barrier:</i> Old legislations still exist that are in contrast with new principles of Open Data. <i>Financial barrier:</i> Many public administrations operate in limited budget regimes. 	<p>Further use</p> <p>For further use an other barriers is present.</p> <ul style="list-style-type: none"> <i>Other barrier:</i> Poor quality of metadata and data itself.
--	--

Best practices

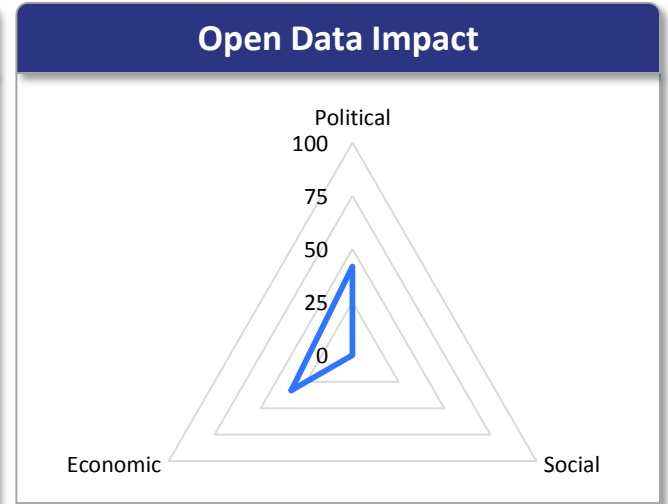
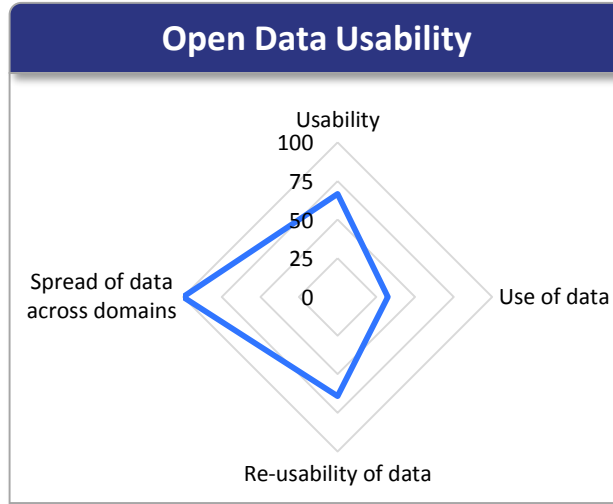
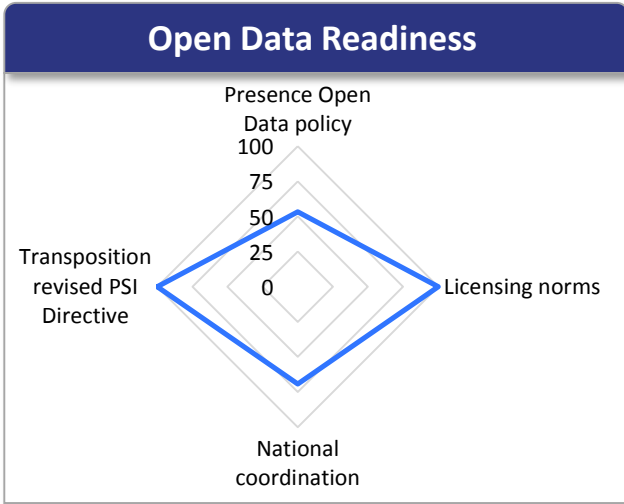
- ISTAT:** Organization publishes statistical data on population and housing census as Linked Open Data. Availability of the data facilitates development of new applications and services that may have societal impact.
- OpenCoesione school:** an innovative interdisciplinary teaching method for the second level of secondary schools. It promotes awareness through monitoring activity of public funding and use of technologies of information and communication published on the portal OpenCoesione.

Progress on barriers

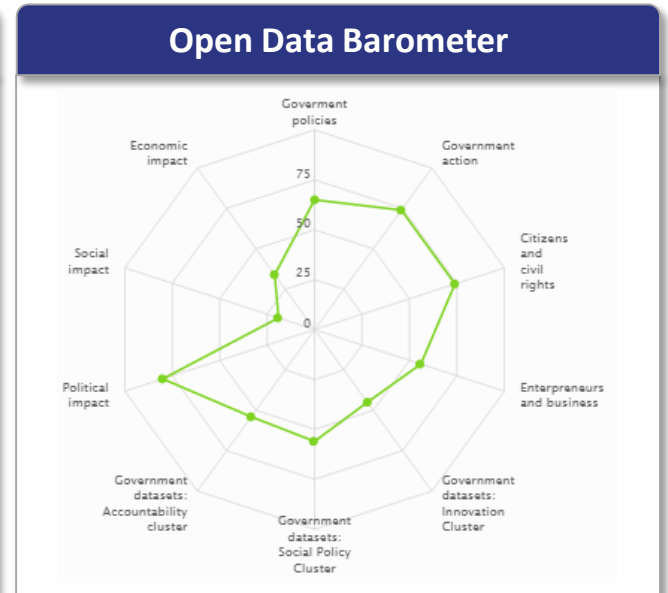
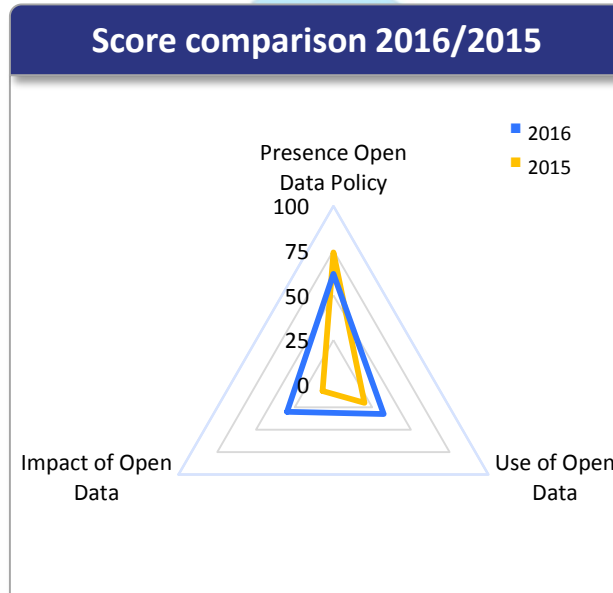
- The financial barrier existing for further publication, was addressed. To overcome this barrier working groups were established in order to govern the actions of the public administrations on open data based on European funds.
- The team has started defining a common metadata profile fully compliant with the European one to address the barrier for further use.



Italy – Rankings

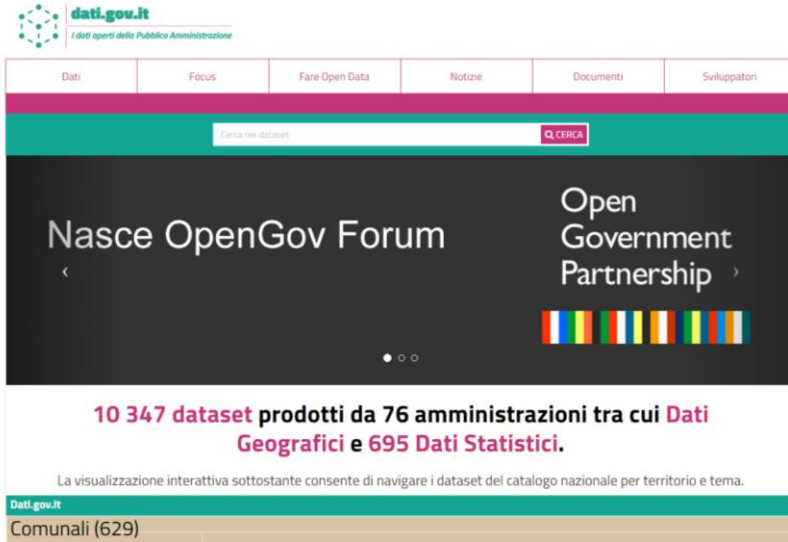


- ### Major changes 2016
- Presence of Open Data indicator shows a decrease. This is due the fact that more regional portals have been identified, but only few of them are integrated in the national portal.
 - The Impact of Open Data has increased. This can be explained because one study about market value of Open Data has been conducted.
 - The Use of Open Data has increased due to a higher percentage of data sets now being machine readable and because of typical profile of visitors is now known.

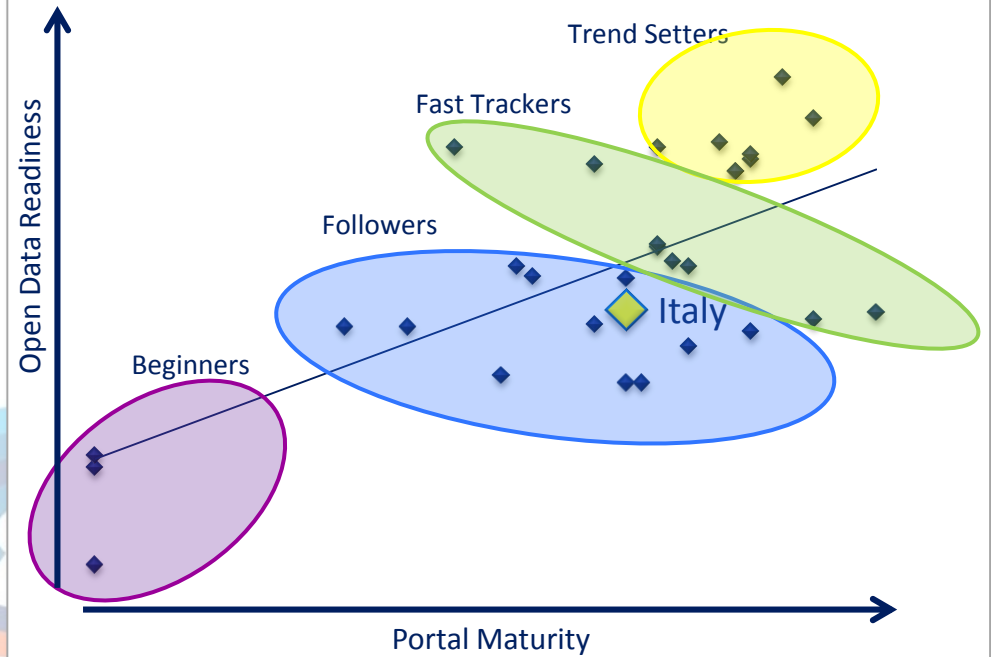




Print screen portal



Maturity 2016



Classification maturity assessment 2015: Trendsetter



Next steps

- Re-engineering the catalogue of Italy
- Harvesting other administrations



Upcoming events

- No events communicated.