



### Portal

- <http://data.gov.be> launched in 2011
- Many regional and local portals



### Ranking

- Open Data Barometer Rank: #29
- Open Data Index Rank: #24


### Transposition PSI Directive

✓ Yes, in part

Revised PSI Directive

### Open Data Policy


- ✓ Next Generation Open Data is part of the Digital Belgium policy
- ✓ National 5 year strategy
- ✓ Multiple priority domains identified
- ✓ Pre-defined approach to ensure data sets are up-to-date
- ✓ Between 3-5 events held annually
- ✓ 100% data uploaded automatically



74%

### Licensing Norms


- ✓ Policy encourages to use a Creative Commons license
- ✓ 75-89% open licensed
- ✓ 90-99% free of charge



81%

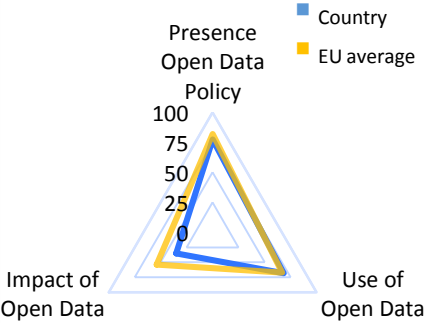
### National coordination

- ✓ National guidelines on publication
- ✓ Some regional data initiatives
- ✓ Many of the regional portals are integrated on national portal



86%


### Score Belgium



Country (blue line), EU average (yellow line)

### Usability of portal


- ✓ Possibility to give feedback
- ✓ Search data sets
- ✓ Download data sets
- ✓ API accessible
- ✓ 70-89% of the datasets are machine readable
- ✗ Contribute to portal



### Use & Re-usability of Open Data

- 2,300 (0.02% of the inhabitants in Belgium) unique visitors on average per month
- 33% of the visitors are foreign
- 98% of traffic generated by humans
- Typical profile of visitors is a bit of everything
- Most data sets are available in WMS format
- Data published by other administrations is re-used

**6754** data sets available




76%

### Top data set & domains

- Most downloaded data set: not known.
- Priority domains: companies, education, energy and environment, finance and contracts, geospatial, science and research, statistics, social mobility, transport

Top 5 most consulted domains:

1. Statistics
2. Transport
3. Companies
4. Science and research
5. Education





## Impact

**Political:**

- No activities launched since 2015 to monitor impact
- Medium impact efficiency
- Medium impact transparency

**Social:**

- Medium impact environmental sustainability
- Unknown impact inclusion of marginalised groups

**Economic:**

- No studies market value
- No studies better service delivery
- Several studies on different types of impact
- Marginal (Zero) Cost Model

33%

25%

42%

## Barriers

**Further publication**

For further publication legal and financial barriers exist.

- Legal barrier:** Belgium has a strong privacy legal framework that makes the publication of some data sets, such as land ownership, difficult. Furthermore, there are no standard license(s) at the federal level yet, so some administrations are waiting for the government to start publishing more data.
- Financial barrier:** Some administrations are partially financed on the sale of data sets. A re-organisation of the funding still needs to be addressed.

**Further use**

For further use other barriers are present.

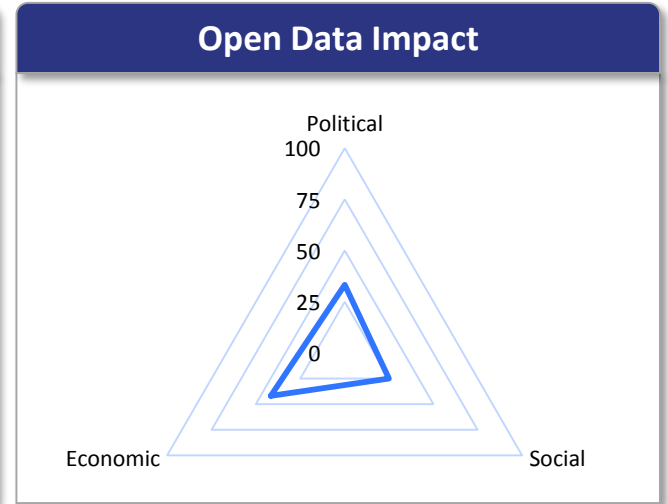
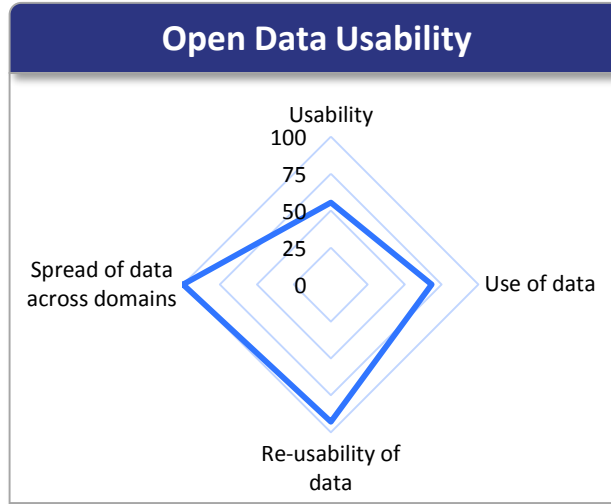
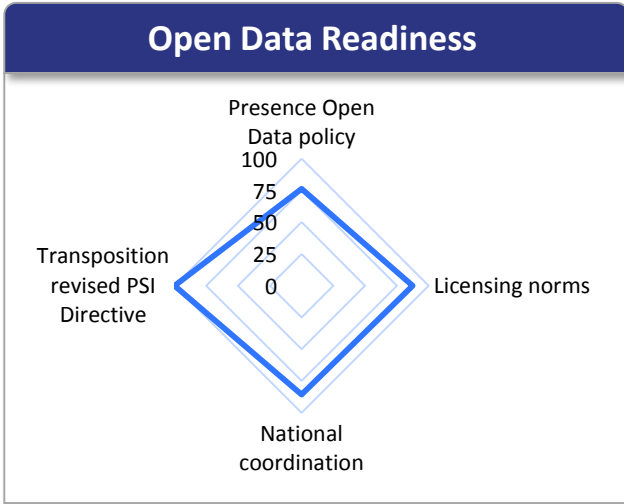
- Other barriers:** Several interesting datasets are published by a Region (meaning that not all Regions publish the same datasets and if they do, it might not be in the same format / granularity etc)

## Best practices

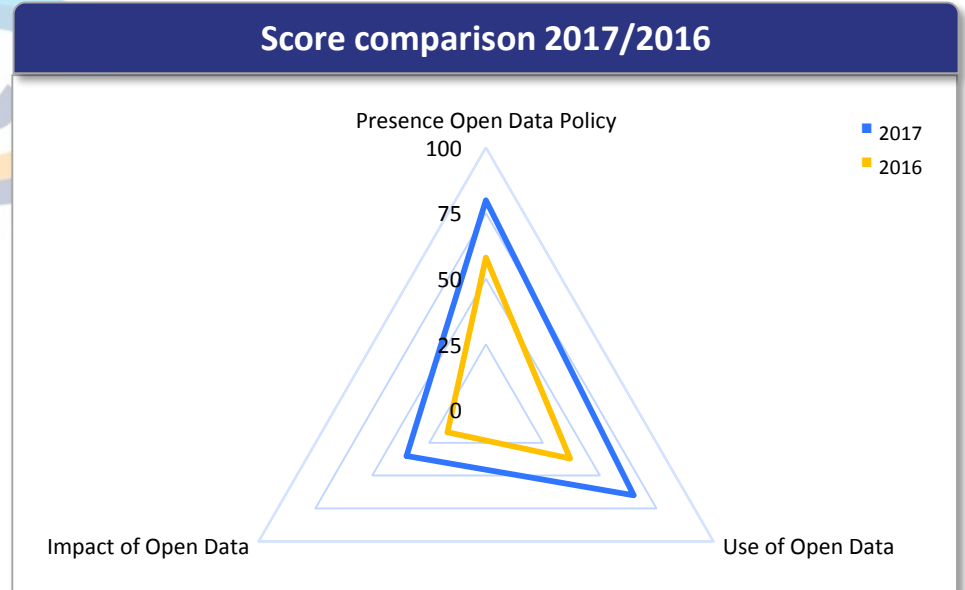
- StatBel and National Geographic Institute:** published a Vector file with the geo-coordinates of statistical sectors. Data is published in multiple formats, additional information on the contents of the downloads has been published, and it shows good collaboration between two administrations.
- StatBel:** published a Health Index as Excel sheet, which is also used to calculate the yearly indexation / annual increase of the interest on the private market

## Progress on barriers

- Considering further publication, the legal barrier will be overcome by the signing of the draft of a Royal Decree on federal licenses. The financial barrier has been partially overcome by the release of several maps as Open Data by the National Geographic institute which is also evaluating the prices of several data products.
- The barrier preventing further use by different regions publishing data in different formats, is an ongoing issue to be solved.

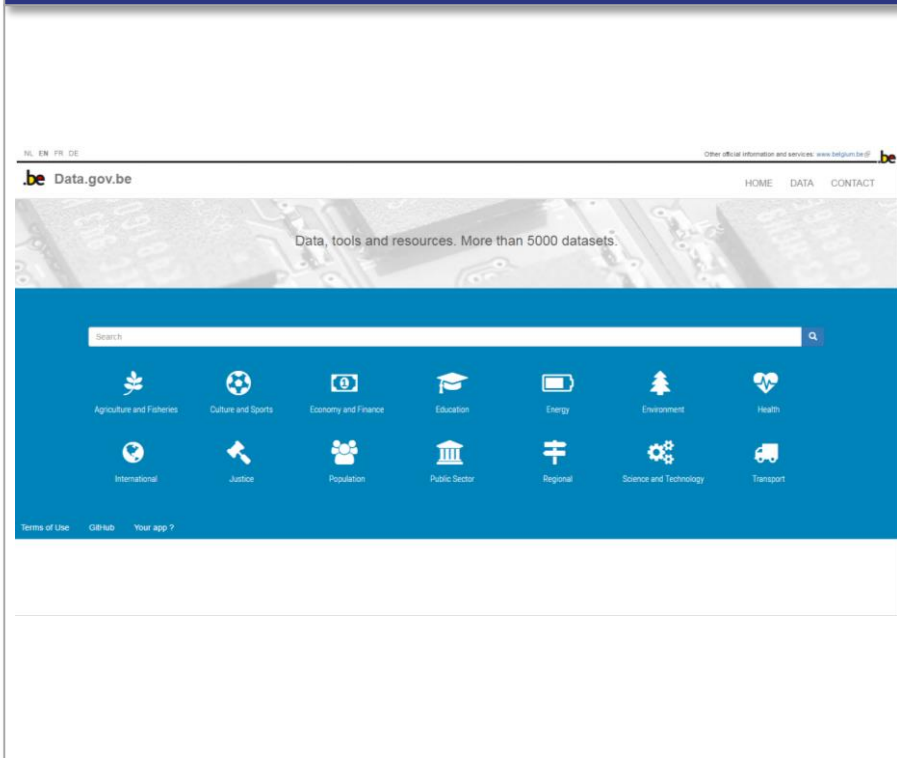


- ### Major changes 2017
- The Presence of the Open Data policy has increased, because all regional portals are included in the national portal, all datasets are automatically uploaded, data is collected weekly and 90-99% of datasets are openly licensed and free of charge.
  - The Impact of Open Data has increased thanks to Open Data having a medium impact on both the political and social indicators.
  - The Use of Open Data has increased most significantly, because the portal receives significantly more unique visitors per month, the portal is now API accesible, more information is known about the visitors of the portal, and specific activities are taking place to support the re-use of Open Data.

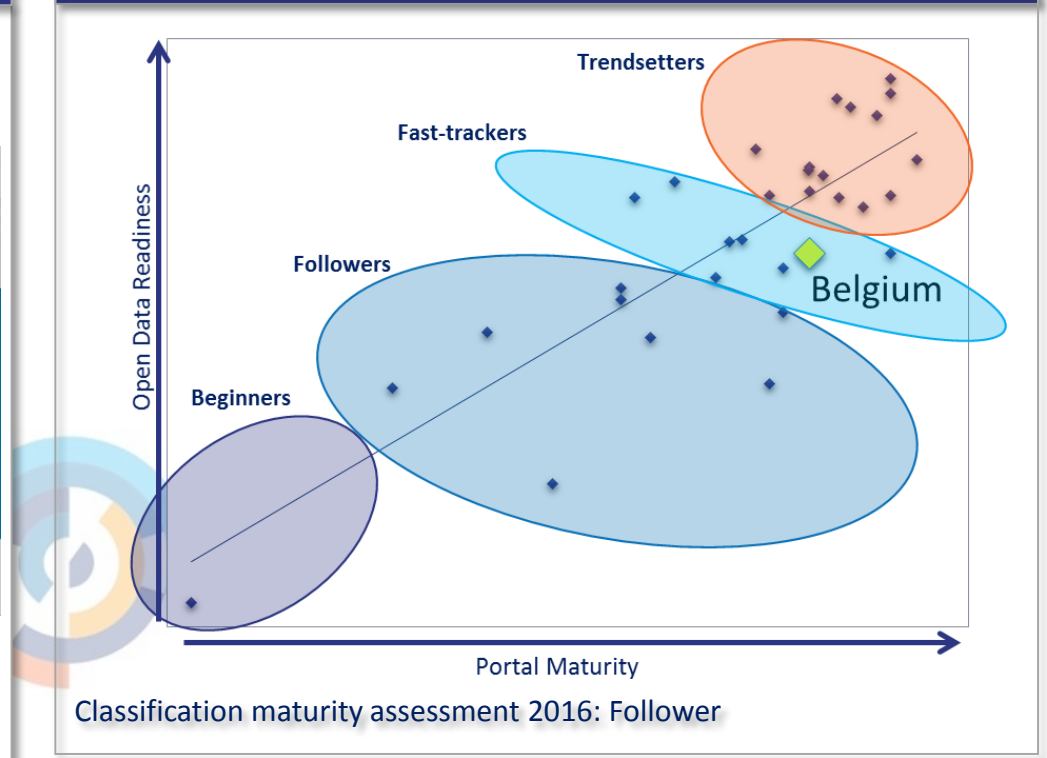




## Print screen portal



## Maturity 2017



## Next steps

- Publish Royal Decree on licenses
- Further promote CC-Zero license
- Add more studies and examples to the documentation section
- A newsletter service might be added to the portal



## Upcoming events

- OpenBelgium
- Apps 4 Ghent
- Apps 4 Antwerp